

Concussion In Sports Training Procedure using NFHS Learn Portal (www.nfshlearn.com)

Must be completed annually

Go to: www.NFHSLearn.com

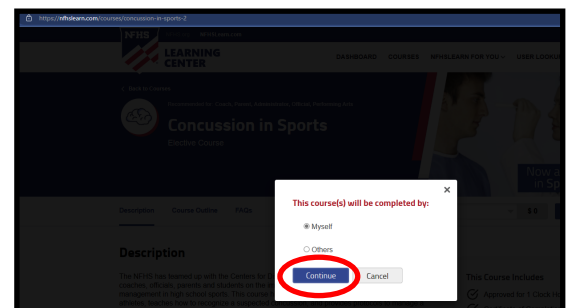
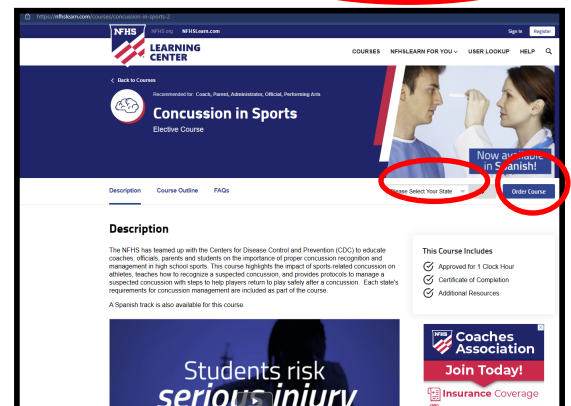
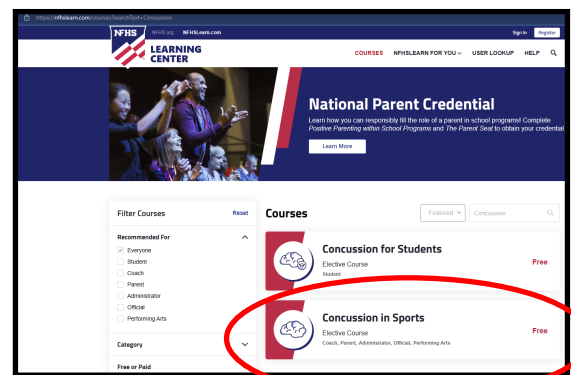


- Click on "Register" Button on Upper Right Side of Screen
- Follow All Prompts to Create An Account
- When Fully Registered, Return to NFHS Learn Home Page and Click on Sign In" Button on Upper Right Side of Screen

-Click on "Concussion Courses" on Right Side of Screen

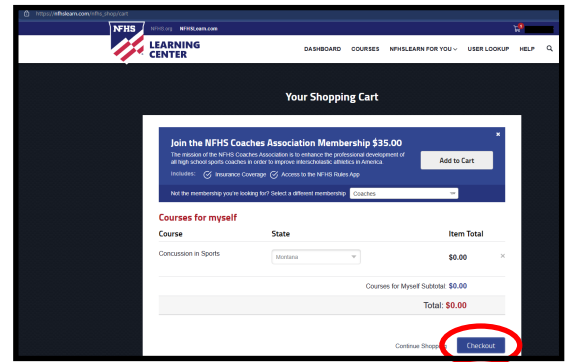
-Click on "Concussion In Sports" on Right Side of Screen

- Use Pull-Down to To Select State
- After Selecting "Montana", Click on "Order Course" Button

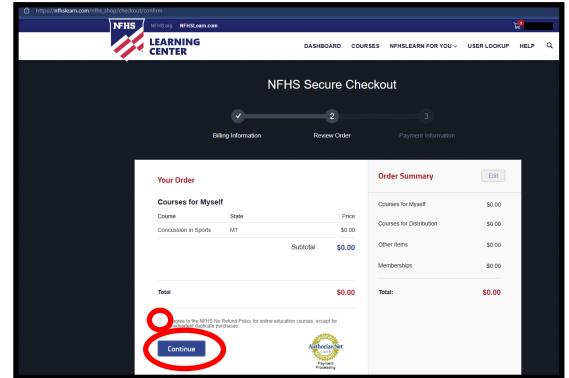
- Ensure that "Myself" Radio Button is Activated and Click on "Continue" Button



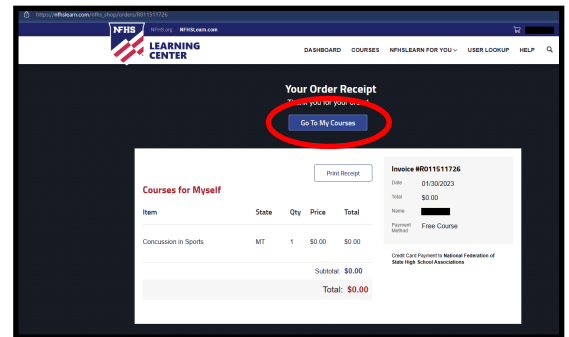
-Click on "Checkout" Button



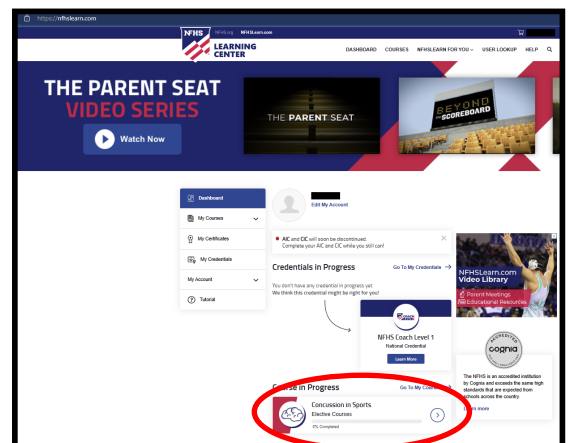
-Click on Box to Agree to No Refund Policy and Click on "Continue" Button



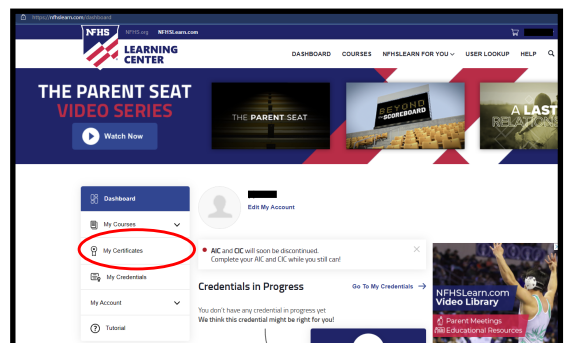
-Click on "Go To My Courses" Button



-Scroll Down to See Courses in Progress
-Click on "Concussion in Sports" Link
-Complete Course Using Prompts Provided



-To Save and Print a Certificate from Your Computer, Return to Your Dashboard
-Click on the Link "My Certificates"



-Click on "Download" Button and Save to Your Computer or Print

